


# Engenuity/Pulsecom Web Training Course Catalog

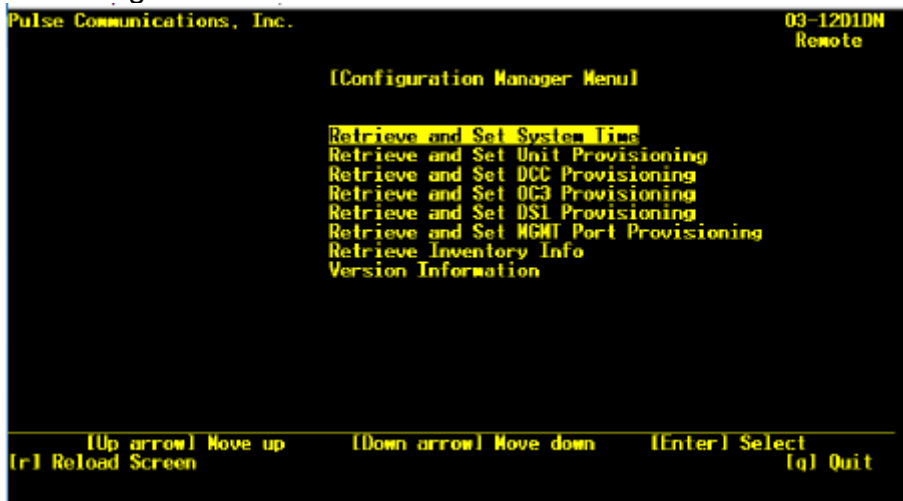
## Course 101 – O3-12D1DN Book-Ended Installations.

Course 101 is a 60 minute course designed to teach a technical person how to go from the installation of the O3-12D1DN OC-3 to 12 DS1 SONET Multiplexer in a book-ended (2 units - Central Office to Remote) configuration to provisioning the units for management (NMA access), OC3 and DS1 applications.



Course highlights include:


- Physical Installation
- Serial Port Configuration
- Provisioning through the craft port for; Date, Time, Unit (CO or Remote), DCC, OC3, DS1, and Management.



- SFP Optics Installation
- Fiber Connection
- NMA Connection to the Central Office (CO) O3-12D1DN

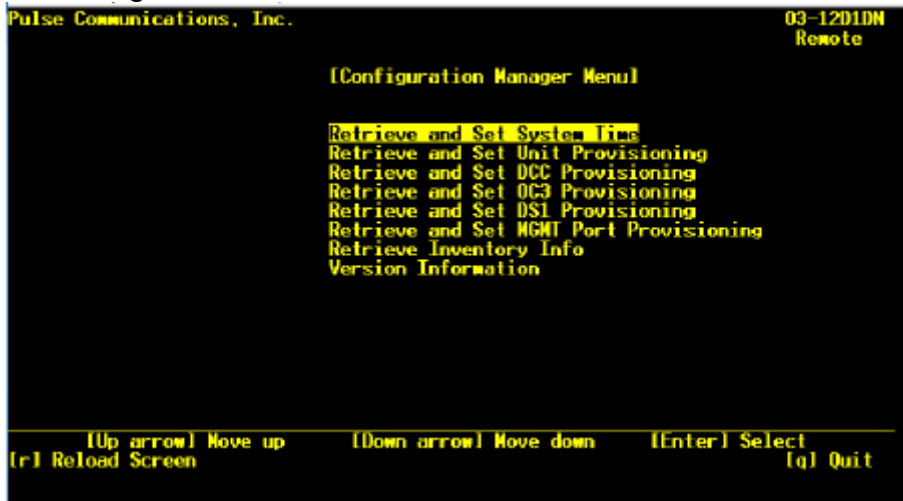
## Course 102 – O3-12D1DN Single-Ended Installations.

Course 102 is a 60 minute course designed to teach a technical person how to go from the installation of the O3-12D1DN OC-3 to 12 DS1 SONET Multiplexer in a single-ended (Remote unit to a higher order multiplexer) configuration to provisioning the units for management (NMA access), OC3 and DS1 applications.



Course highlights include:


- Physical Installation
- Serial Port Configuration
- Provisioning through the craft port for; Date, Time, Unit (CO or Remote), DCC, OC3, DS1, and Management.



- SFP Optics Installation
- Fiber Connection
- NMA Connection

## Course 103 – CO and Remote Mounting Installations.

Course 103 is a 30 minute course designed to teach a technical person how to install both central office rack mounted and customer premise (CPE) wall mounted shelves and their associated accessories.



Course highlights include:

- Physical Inspection
- Rack mounting applications
- Wall mounting applications
- DC Power connections
- Grounding
- Alarm wiring
- Fiber management
- Cable management
- Accessories
- Technical documentation

## Course 104 – NMA Provisioning & Testing

Course 104 is a 60 minute course designed to teach the NMA technician how to connect and test the O3-12D1DN book-ended configuration with network management (NMA).



Course highlights include:

- NMA connection to the central office (CO) unit
- Logging in using terminal emulation
- Activating the ROOT user in TL1
- Creating the NMA user account
- Changing the ROOT password
- Activating NMA to the CO unit
- Testing the NMA connection
- Testing alarms and conditions
- Provisioning and testing DS1 circuits

## Course 5 – O3-D3 MO Installation and Turn-up Configuration Training

Course 5 is a 30 minute course designed to teach a technical person how to install and test O3-D3 MO units in a book-ended configuration.



Course highlights include:

- Physical Inspection
- SFP Installation
- Shelf Insertion
- Fiber Installation
- DS3 Installation and testing



## Technical Support

Technical Support

Jim Belcher

800-841-1005

[jbelcher@engenuitycom.com](mailto:jbelcher@engenuitycom.com)

©2017 Engenuity Communications Corp.